



CEODEUX
MEDITEC



ALPINOX™

Regulator for hospital and home care oxygen therapy

The ALPINOX is a new generation of medical regulator with high flow precision and continuous flow between settings. The regulator is in compliance with EN ISO 10524-1

KEY FEATURES

- Continuous flow between settings
- Single stage piston regulator ensuring high life cycle.
- Preset integrated pressure relief valve.
- Maximum flow on the outlet pressure connection at 50 bar: 200 lpm (P2=2.8 bar).
- Flowmeter with stop at 0.
- Minimum flow on flowmeter: 0.25 lpm
- Maximum flow on flowmeter: 25 lpm
- Easy to clean

OPTIONS

- White gauge
- white rubber gauge protection
- Flow range 0-25 Lpm
- Flow range 0-6 Lpm



reddot design award
best of the best 2010



optional rubber gauge protection



optional medical quick connector



Pin Index version

www.rotarex.com




ROTAREX
Group



**CEODEUX
MEDITEC**



reddot design award
best of the best 2010



M73000013
Inlet: DIN 9
Flow range: 0-15 Lpm
Outlet pressure: 4,5 bar



M73000012
Inlet: DIN 9
Flow range: 0-15 Lpm
Quick release connector: DIN
Outlet pressure: 4,5 bar



M73000016
Inlet: Type F
Flow range: 0-15 Lpm
Outlet pressure: 4,5 bar



M73000017
Inlet: Type F
Flow range: 0-15 Lpm
Quick release connector: AFNOR
Outlet pressure: 4,5 bar




M73000020
Inlet: NBN
Flow range: 0-15 Lpm
Outlet pressure: 4,5 bar



M73000011
Inlet: ISO 407 (Pin Index Oxygen)
Flow range: 0-15 Lpm
Outlet pressure: 4,5 bar




M73000018
Inlet: MIE TIPO F
Flow range: 0-15 Lpm
Outlet pressure: 4,5 bar



M73000019
Inlet: UNI
Flow range: 0-15 Lpm
Outlet pressure: 4,5 bar



M73000021
Inlet: JIS
Flow range: 0-15 Lpm
Outlet pressure: 4,5 bar



M73000015
Inlet: CGA 540
Flow range: 0-25 Lpm
Outlet pressure: 3,5 bar



M73000014
Inlet: CGA 870 (Pin Index Oxygen)
Flow range: 0-25 Lpm
Outlet pressure: 3,5 bar

SPECIFICATIONS

Gas	Medical oxygen
Inlet pressure max.	200 bar
Outlet pressure	4.5 bar for EU 3.5 bar (50 PSI) for USA
Flow range	0-1/2-1-2-3-4-5-6-7-9-12-15 lpm (EU) 0-1/4-1/2-1-2-3-4-6-8-12-15-25 (USA)
Gauge	0-315 bar, 0-4500 PSI
Filter	20 micron, sintered bronze
Material	
• Body	white coated brass
• O-Ring	EPDM
• Seat	Nylon

Connections	
Inlet	DIN, AFNOR, CGA, JIS, MIE, UNI
Outlet	Hose Barb
Regulatory status	Complies with medical devices directive 93/42/EEC and EN ISO10524
CE marking	CE0029
Options:	
• Flow range	0-1/4-1/2-3/4-1-11/2-2-21/2-3-4-5-6 0-1/2-1-2-3-4-6-8-10-12-15-25
• Other color	
• Customer logo	

